


SOLUTION OVERVIEW

FTSE TPI Climate Transition Index Series

Building company progress for the low-carbon shift into index design



Overview

As the transition to the low-carbon economy gains urgency, considering companies' preparedness and progress is becoming an important element in investors' decision-making and engagement activities.

The FTSE TPI Climate Transition Index Series is designed to offer investors with a solution to support their climate- and net zero-related commitments. It combines FTSE Russell's expertise in climate data and index design with the Transition Pathway Initiative's (TPI) analysis of how the world's largest and most carbon exposed/intensive public companies are managing the climate transition.

Index constituent weights are adjusted using five transparent criteria: company exposure to high carbon risks (carbon emissions; fossil fuel reserves) and opportunities (green revenues) as well as the extent of climate governance activities (management quality) and commitments to 1.5°C aligned emissions pathways (carbon performance). Meaningful adjustments based on the TPI's forward-looking analysis ensure that leading and lagging company behavior is clearly reflected in the index.

Benefits

- Provides a clear picture of company alignment with the climate transition based on five climate parameters
- Combines market-leading insights and data from FTSE Russell and the Transition Pathway Initiative
- Delivers significant index-level improvements across all climate parameters – carbon, green revenues and 'Paris alignment' – while managing tracking error vs the benchmark
- Transparent index construction – using FTSE Russell's tilt-based multi-factor methodology – supports investor stewardship and corporate engagement activities, with company progress on emissions reductions and disclosures reflected in the index through increased weights via improved TPI scores

Features

- The index series methodology is designed to reflect the performance of a global and diversified basket of securities where their weights are varied to account for risks and opportunities associated with the transition to a low carbon economy
- Constituent weights are adjusted based on five key climate considerations. FTSE Russell inputs capture company exposure to:
 - Green revenues
 - Fossil fuel reserves
 - Carbon emissions
- TPI inputs provide forward-looking views on company alignment with the goals of the Paris agreement via:
 - Management quality: Companies' climate governance activities (aligned with the Taskforce on Climate-related Financial Disclosures' recommendations)
 - Carbon performance: Company commitments to emissions pathways that are aligned to the Paris Agreement and 1.5°C/below 2°C warming scenarios
- Follows FTSE Global Factor Index Series transparent, rules-based methodology to address concerns about liquidity, capacity, diversification and turnover.



**FTSE
RUSSELL**
An LSEG Business








**Transition
Pathway
Initiative**



**SUSTAINABLE
GROWTH**

Climate change parameter

| Climate parameter | | Adjustment |
|-------------------------------------------------------------------------------------------------------------------|--|--------------------------------------------------------------------------------------------------------------------------------------|
|  Fossil fuel reserves | | – Underweight companies with fossil fuel reserves |
|  Carbon emissions (Scopes 1 & 2) | | – Over or underweight companies according to their GHG emissions – Sector neutrality |
|  Green revenues | | – Overweight companies engaged in the transition to a green economy |
|  Management quality | | – Over or underweight companies according to their Management Quality (“climate governance”) score – Regional industry neutrality |
|  Carbon performance | | – Over or underweight companies according to their carbon performance (“1.5°C/Below 2°C pathways”) assessment |

Aligning an index with the climate transition

Investor approaches to integrating climate considerations into investment strategy and implementation decisions are increasing in sophistication. Meeting this demand requires indices that go beyond a narrow focus on carbon emissions and/or fossil fuel reserves exposure to integrate company activity within the green economy. In addition, an index aligned with the climate transition needs to capture company disclosure in line with TCFD, along with emissions pathways – in particular for the most carbon-intensive companies globally – that are aligned with international (e.g., below 2°C warming) targets.

The FTSE TPI Climate Transition Index Series achieves this by bringing together data and analysis from both FTSE Russell and the Transition Pathway Initiative (TPI). Our partnership with the TPI has enabled the design and development of this unique index series.

The TPI aims to evaluate what the transition to a low carbon economy looks like for companies with a high impact on climate change. It also aims to assess how prepared these companies are for the low carbon transition. Full details of the TPI, including its research methodologies, are available at www.transitionpathwayinitiative.org.

Index construction process

Starting universe

Start with market capitalisation weighted index (e.g., FTSE Developed Index, FTSE Emerging Index, Russell 1000 Index).

Step 1

Exclude companies

Exclude companies in line with [FTSE's minimum set of exclusions](#) (includes exclusions around involvement in tobacco production, thermal coal extraction, controversial weapons production, and involvement in controversies), and any additional exclusions according to the index.

Translate scores into tilts

Adjustments to constituent weights are achieved using 'tilts' (over or under weights) and are based on a range of constituent-level data. Standard 'climate tilts' achieve a significant reduction in exposure to both fossil fuel reserves and operational carbon emissions (Scope 1 & 2), while constituents generating green revenues from a wide range of green economy sectors have weights increased. Climate governance and commitments to 'Paris aligned' carbon emissions pathways (based on the TPI's Management Quality and Carbon Performance assessments, respectively) are over emphasised using stronger tilts – to create clear and meaningful alignment with the objectives of the TPI. In particular, companies identified as not aligned to the objectives of the Paris Agreement are removed from the index (but remain eligible for inclusion and can be re-admitted once 'Paris aligned' commitments are evident).

Neutrality adjustments are applied to the Management Quality scores (regional industry neutrality) and, separately, operational carbon emissions (sector neutrality) to manage deviations from the underlying benchmark.

Step 1 > Step 2 > Step 3

Narrow index and constrain final weights

Remove stocks which do not contribute to the overall factor objective, while ensuring that diversification constraints are not breached.

The following constraints are applied during this process:

- Country and industry weight constraints
- Maximum stock level capacity ratio
- Minimum stock weight

Step 1 > Step 2 > Step 3 > Step 4

Publish and review index

The indices are reviewed annually in September, with the exception of the Russell 1000 TPI Climate Transition Index which is reviewed in June, and the FTSE Global Core TPI Climate Transition Index which is reviewed semi-annually in March and September.

¹ TPI CP data has lower data coverage in certain markets and for smaller companies, which may limit the reweighting based on this data set for some market indices

Disclaimer

© 2024 London Stock Exchange Group plc and its applicable group undertakings ("LSEG"). LSEG includes (1) FTSE International Limited ("FTSE"), (2) Frank Russell Company ("Russell"), (3) FTSE Global Debt Capital Markets Inc. and FTSE Global Debt Capital Markets Limited (together, "FTSE Canada"), (4) FTSE Fixed Income Europe Limited ("FTSE FI Europe"), (5) FTSE Fixed Income LLC ("FTSE FI"), (6) FTSE (Beijing) Consulting Limited ("WOFE") (7) Refinitiv Benchmark Services (UK) Limited ("RBSL"), (8) Refinitiv Limited ("RL") and (9) Beyond Ratings S.A.S. ("BR"). All rights reserved.

FTSE Russell® is a trading name of FTSE, Russell, FTSE Canada, FTSE FI, FTSE FI Europe, WOFE, RBSL, RL, and BR. "FTSE®", "Russell®", "FTSE Russell®", "FTSE4Good®", "ICB®", "Refinitiv", "Beyond Ratings®", "WMMR™", "FR™" and all other trademarks and service marks used herein (whether registered or unregistered) are trademarks and/or service marks owned or licensed by the applicable member of LSEG or their respective licensors and are owned, or used under licence, by FTSE, Russell, FTSE Canada, FTSE FI, FTSE FI Europe, WOFE, RBSL, RL or BR. FTSE International Limited is authorised and regulated by the Financial Conduct Authority as a benchmark administrator. Refinitiv Benchmark Services (UK) Limited is authorised and regulated by the Financial Conduct Authority as a benchmark administrator.

All information is provided for information purposes only. All information and data contained in this publication is obtained by the LSE Group, from sources believed by it to be accurate and reliable. Because of the possibility of human and mechanical error as well as other factors, however, such information and data is provided "as is" without warranty of any kind. No member of the LSE Group nor their respective directors, officers, employees, partners or licensors make any claim, prediction, warranty or representation whatsoever, expressly or impliedly, either as to the accuracy, timeliness, completeness, merchantability of any information or of results to be obtained from the use of FTSE Russell products, including but not limited to indices, data and analytics, or the fitness or suitability of the FTSE Russell products for any particular purpose to which they might be put. Any representation of historical data accessible through FTSE Russell products is provided for information purposes only and is not a reliable indicator of future performance.

No responsibility or liability can be accepted by any member of the LSE Group nor their respective directors, officers, employees, partners or licensors for (a) any loss or damage in whole or in part caused by, resulting from, or relating to any error (negligent or otherwise) or other circumstance involved in procuring, collecting, compiling, interpreting, analyzing, editing, transcribing, transmitting, communicating or delivering any such information or data or from use of this document or links to this document or (b) any direct, indirect, special, consequential or incidental damages whatsoever, even if any member of the LSE Group is advised in advance of the possibility of such damages, resulting from the use of, or inability to use, such information.

No member of the LSE Group nor their respective directors, officers, employees, partners or licensors provide investment advice and nothing in this document should be taken as constituting financial or investment advice. No member of the LSE Group nor their respective directors, officers, employees, partners or licensors make any representation regarding the advisability of investing in any asset or whether such investment creates any legal or compliance risks for the investor. A decision to invest in any such asset should not be made in reliance on any information herein. Indices cannot be invested in directly. Inclusion of an asset in an index is not a recommendation to buy, sell or hold that asset nor confirmation that any particular investor may lawfully buy, sell or hold the asset or an index containing the asset. The general information contained in this publication should not be acted upon without obtaining specific legal, tax, and investment advice from a licensed professional.

The information contained in this report should not be considered "research" as defined in recital 28 of the Commission Delegated Directive (EU) 2017/593 of 7 April 2016 supplementing Directive 2014/65/EU of the European Parliament and of the Council ("MiFID II") and is provided for no fee.

Past performance is no guarantee of future results. Charts and graphs are provided for illustrative purposes only. Index returns shown may not represent the results of the actual trading of investable assets. Certain returns shown may reflect back-tested performance. All performance presented prior to the index inception date is back-tested performance. Back-tested performance is not actual performance, but is hypothetical. The back-test calculations are based on the same methodology that was in effect when the index was officially launched. However, back-tested data may reflect the application of the index methodology with the benefit of hindsight, and the historic calculations of an index may change from month to month based on revisions to the underlying economic data used in the calculation of the index.

This document may contain forward-looking assessments. These are based upon a number of assumptions concerning future conditions that ultimately may prove to be inaccurate. Such forward-looking assessments are subject to risks and uncertainties and may be affected by various factors that may cause actual results to differ materially. No member of the LSE Group nor their licensors assume any duty to and do not undertake to update forward-looking assessments.

No part of this information may be reproduced, stored in a retrieval system or transmitted in any form or by any means, electronic, mechanical, photocopying, recording or otherwise, without prior written permission of the applicable member of LSEG. Use and distribution of LSEG data requires a licence from LSEG and/or its licensors.

About FTSE Russell

FTSE Russell is a leading global provider of index and benchmark solutions, spanning diverse asset classes and investment objectives. As a trusted investment partner we help investors make better-informed investment decisions, manage risk, and seize opportunities.

Market participants look to us for our expertise in developing and managing global index solutions across asset classes. Asset owners, asset managers, ETF providers and investment banks choose FTSE Russell solutions to benchmark their investment performance and create investment funds, ETFs, structured products, and index-based derivatives. Our clients use our solutions for asset allocation, investment strategy analysis and risk management, and value us for our robust governance process and operational integrity.

For over 35 years we have been at the forefront of driving change for the investor, always innovating to shape the next generation of benchmarks and investment solutions that open up new opportunities for the global investment community.

To learn more, visit lseg.com/ftse-russell; email info@ftserussell.com; or call your regional Client Service team office:

EMEA +44 (0) 20 7866 1810

Asia-Pacific

North America +1 877 503 6437

Hong Kong +852 2164 3333

Tokyo +81 (3) 6441 1430

Sydney +61 (0)2 7228 5659



**FTSE
RUSSELL**
An LSEG Business